

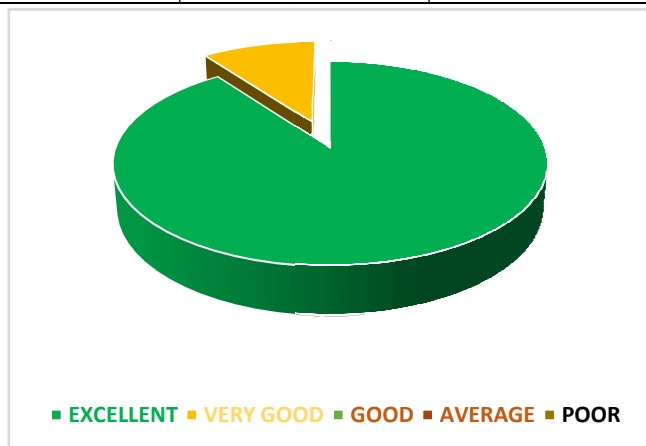
SVRK GOVERNMENT DEGREE COLLEGE :: NIDADAVOLE

INTERNAL QUALITY ASSURANCE CELL (IQAC)

STUDENT SATISFACTORY SURVEY(SSS)-2021-2022

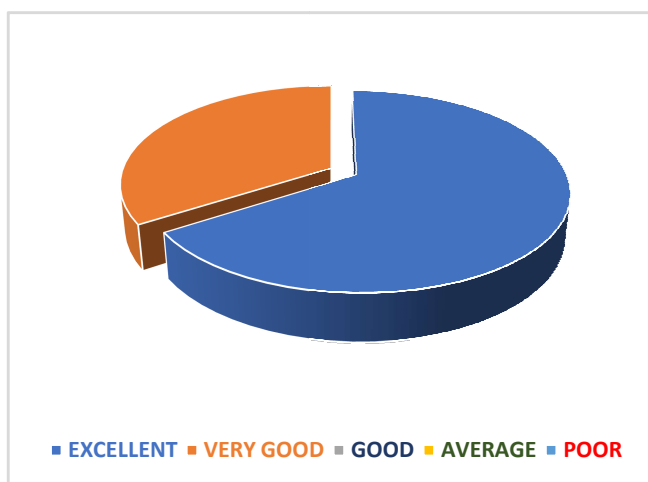
1. Efforts to effectively cover 100% syllabus

POINTS	EXCELLENT	VERY GOOD	GOOD	AVERAGE	POOR
PERCENTAGE	90	10	0	0	0



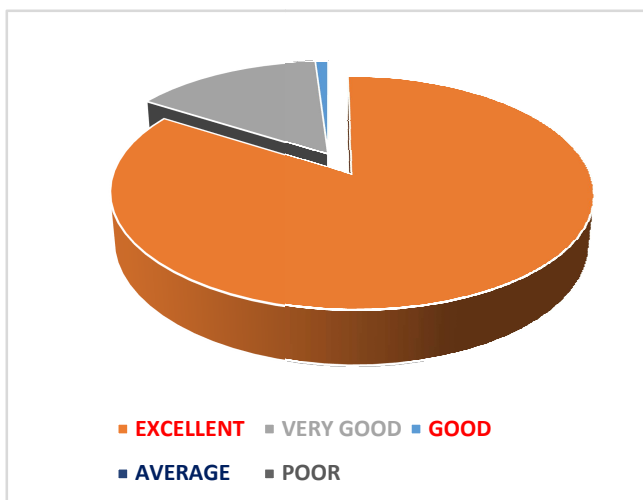
2. THE INTEREST GENERATED IN THE STUDENTS WHILE TEACHING

POINTS	EXCELLENT	VERY GOOD	GOOD	AVERAGE	POOR
PERCENTAGE	66	34	0	0	0



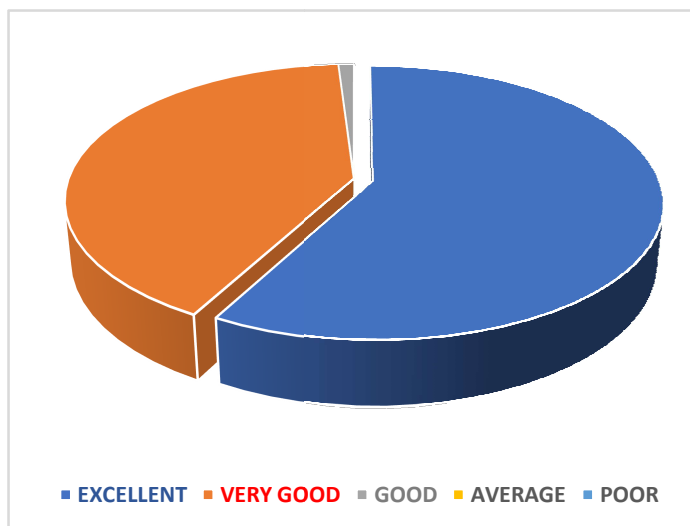
3. CLARITY OF EXPRESSION WHILE TEACHING THE TOPIC/LESSON

POINTS	EXCELLENT	VERY GOOD	GOOD	AVERAGE	POOR
PERCENTAGE	84	15	1	0	0



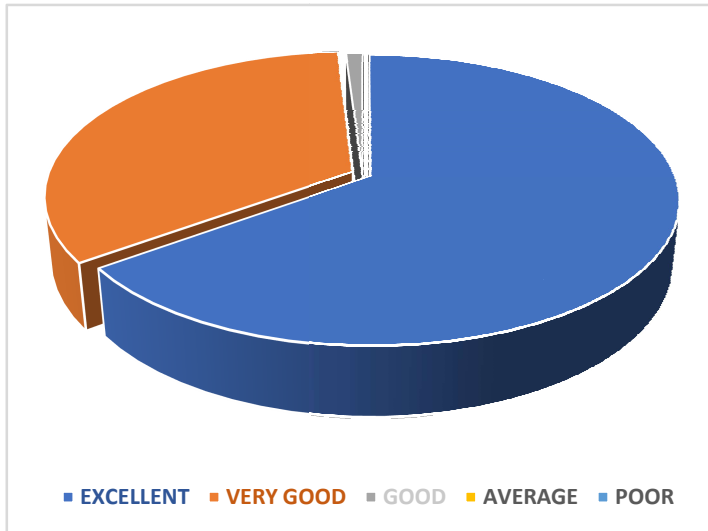
4. DEPTH OF SUBJECT IN CONTENT EXPLAINED

POINTS	EXCELLENT	VERY GOOD	GOOD	AVERAGE	POOR
PERCENTAGE	58	41	1	0	0



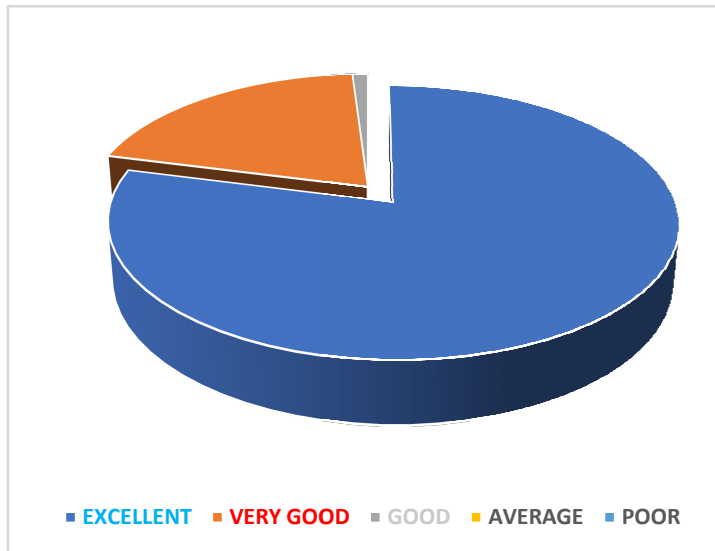
5. LEVEL OF LATEST DEVELOPMENTS IN THE SUBJECT TAUGHT

POINTS	EXCELLENT	VERY GOOD	GOOD	AVERAGE	POOR
PERCENTAGE	65	34	1	0	0



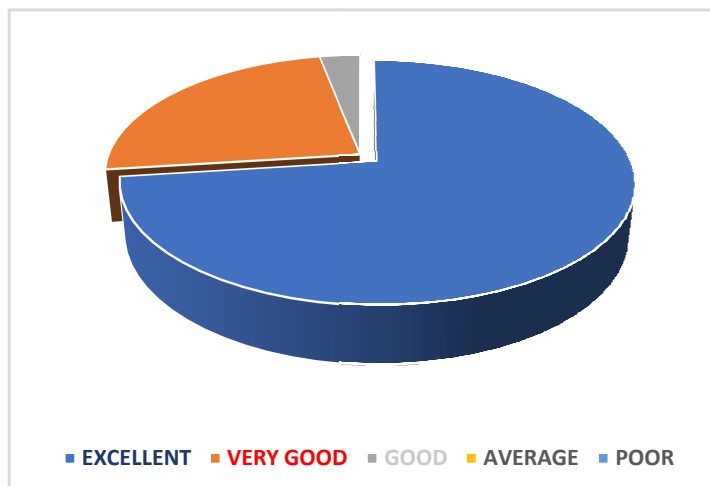
6. USE OF OTHER METHODS OF TEACHING LIKE CLASS SEMINAR, QUESTION AND ANSWER, GROUP DISCUSSION, USING LCD ETC, IN THE CLASS ROOM

POINTS	EXCELLENT	VERY GOOD	GOOD	AVERAGE	POOR
PERCENTAGE	79	20	1	0	0



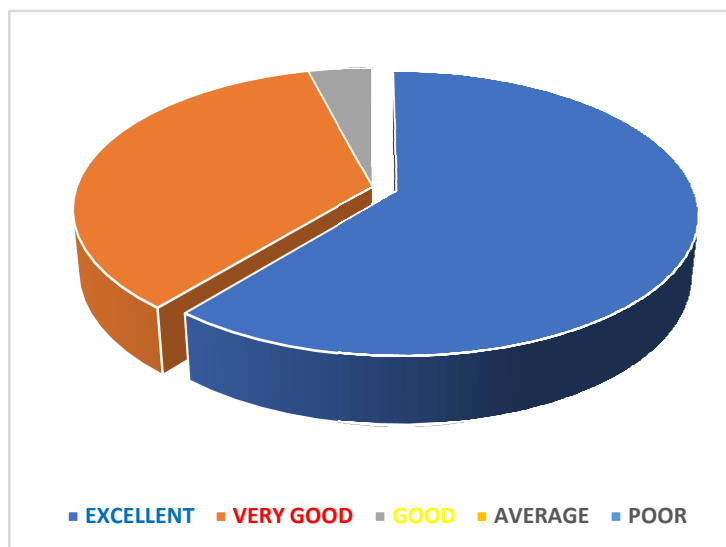
7. ENCOURAGING QUESTIONS ON THE TOPIC IN THE CLASS AND CLEARING DOUBTS

POINTS	EXCELLENT	VERY GOOD	GOOD	AVERAGE	POOR
PERCENTAGE	73	24	3	0	0



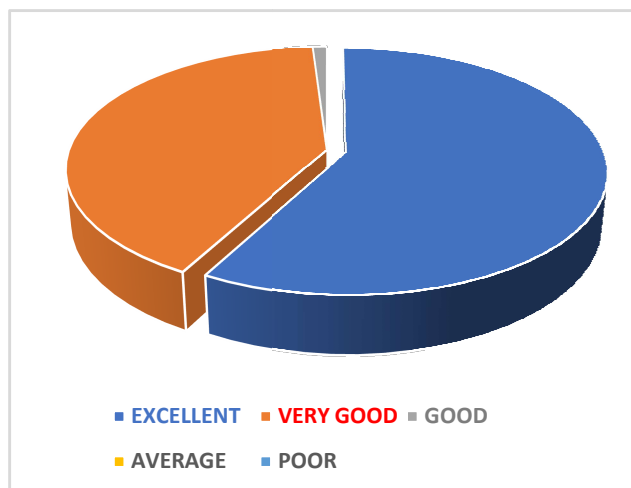
8. USE OF TEACHING MODELS AND TAECHING AIDS IN THE CLASS ROOM

POINTS	EXCELLENT	VERY GOOD	GOOD	AVERAGE	POOR
PERCENTAGE	61	35	4	0	0



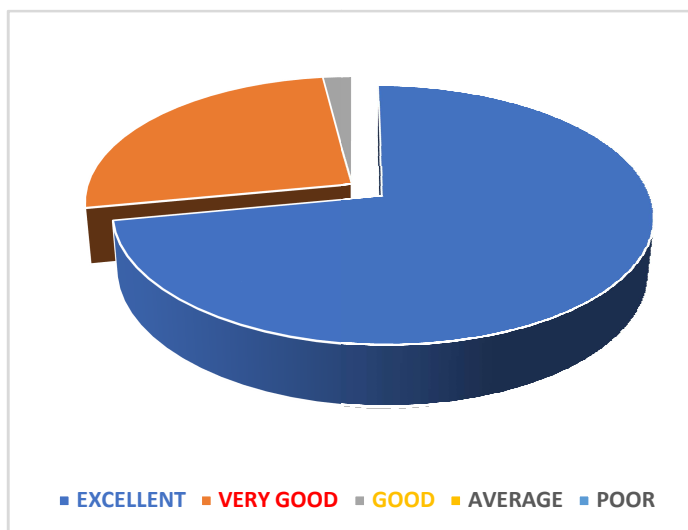
9. ENCOURAGING AND SUPERVISING THE SYTUDENTS FOR STUDY PROJECTS

POINTS	EXCELLENT	VERY GOOD	GOOD	AVERAGE	POOR
PERCENTAGE	58	41	1	0	0



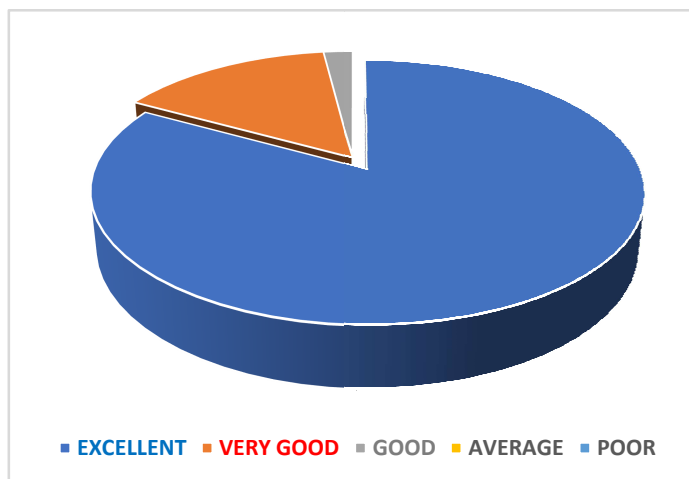
10. APTITUDE SHOWN IN ARRANGING FIELD VISITS, INVITED LECTURES IN THE SUBJECT

POINTS	EXCELLENT	VERY GOOD	GOOD	AVERAGE	POOR
PERCENTAGE	72	26	2	0	0



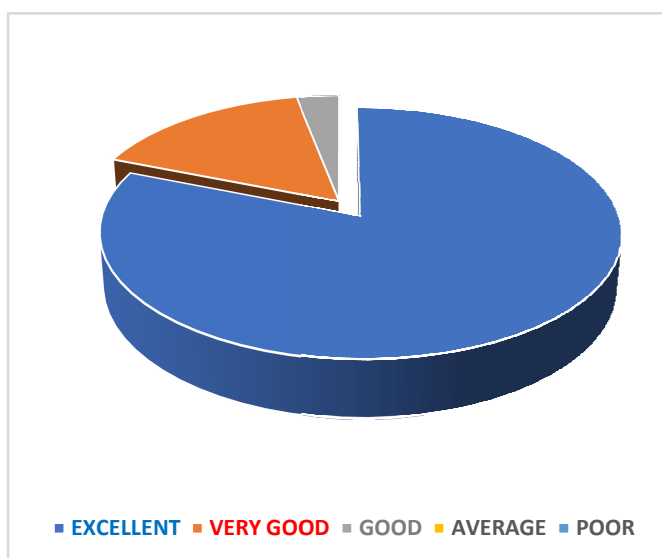
11. ENCOURAGING AND GUIDING THE STUDENTS IN READING LIBRARY BOOKS AND USING INTERNET

POINTS	EXCELLENT	VERY GOOD	GOOD	AVERAGE	POOR
PERCENTAGE	83	15	2	0	0



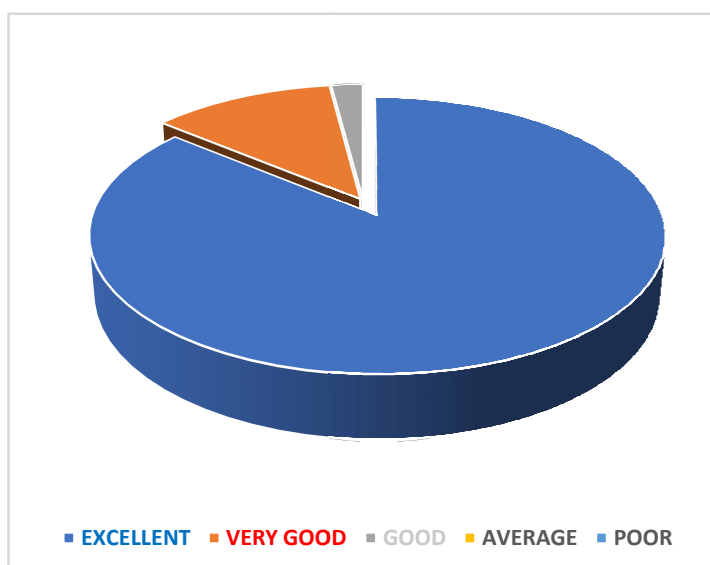
12. ENCOURAGING AND GUIDING THE STUDENTS IN GIVING CLASS SEMINARS

POINTS	EXCELLENT	VERY GOOD	GOOD	AVERAGE	POOR		
PERCENTAGE	81	16	3	0	0		



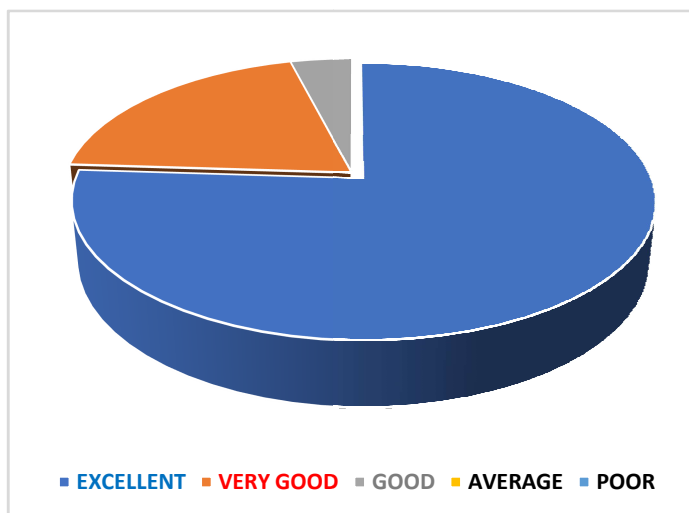
13. REGULARITY AND SERIOUSNESS IN VALUING THE ANSWER SCRIPTS OF MONTHLY TESTS AND DISCUSSING THE SAME WITH THE STUDENTS.

POINTS	EXCELLENT	VERY GOOD	GOOD	AVERAGE	POOR
PERCENTAGE	86	12	2	0	0



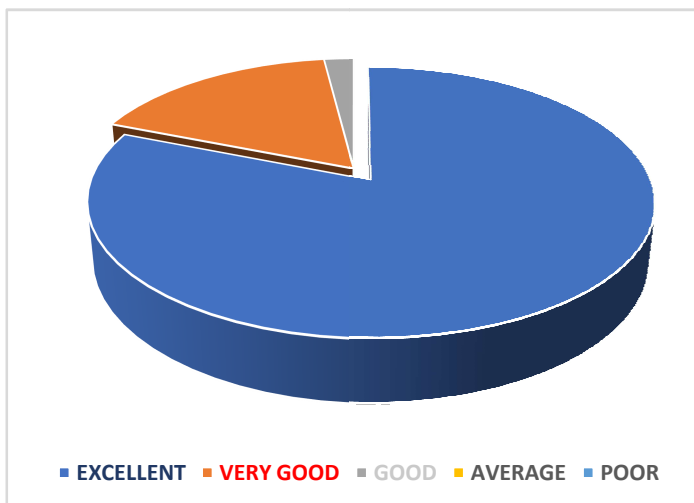
14. REMEDIAL COACHING AND EFFORTS MADE IN PREPARING THE STUDENTS FOR SEMESTER END EXAMINATIONS.

POINTS	EXCELLENT	VERY GOOD	GOOD	AVERAGE	POOR
PERCENTAGE	76	20	4	0	0



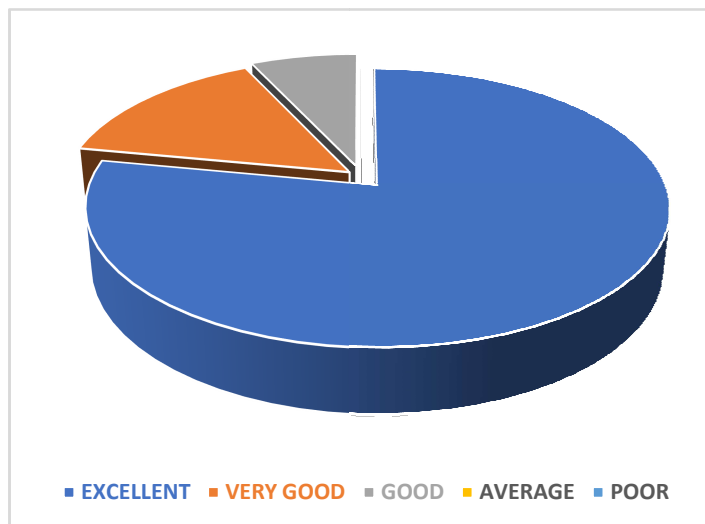
15. REGULARITY AND FUNCTIONALITY TO THE CLASS

POINTS	EXCELLENT	VERY GOOD	GOOD	AVERAGE	POOR
PERCENTAGE	81	17	2	0	0



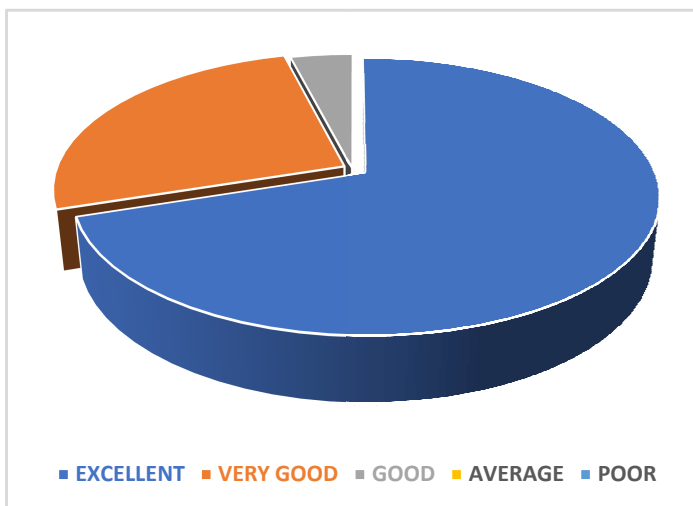
16. ENTHUSIASM SHOWN TO ENCOURAGE AND GUIDE STUDENTS IN EXTRACURRICULAR ACTIVITIES LIKE CULTURAL, COMMUNITY SERVICE, NATION BUILDING ETC.

POINTS	EXCELLENT	VERY GOOD	GOOD	AVERAGE	POOR
PERCENTAGE	78	15	7	0	0

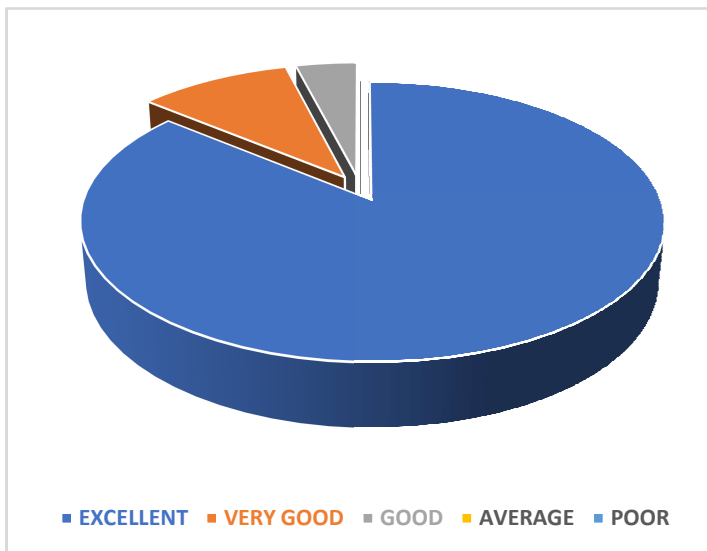


17. COUNSELLING AND CAREER GUIDANCE

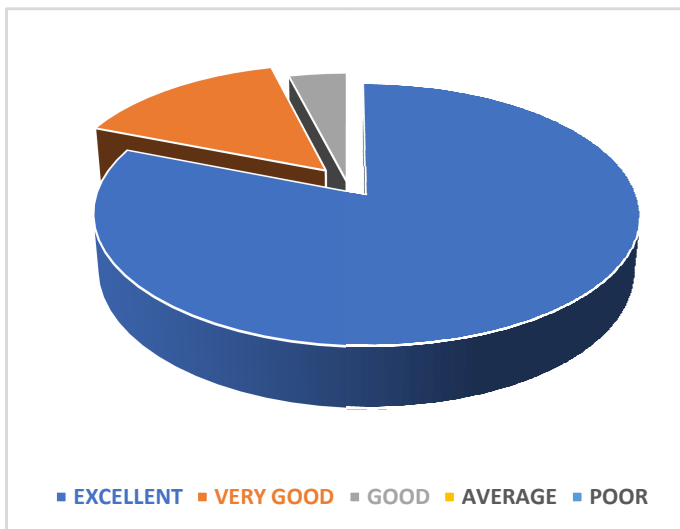
POINTS	EXCELLENT	VERY GOOD	GOOD	AVERAGE	POOR
PERCENTAGE	70	26	4	0	0

**18. ACCESSIBILITY OF THE LECTURER OUTSIDE CLASSROOM FOR ACADEMIC INTERACTION.**

POINTS	EXCELLENT	VERY GOOD	GOOD	AVERAGE	POOR
PERCENTAGE	86	10	4	0	0

**19. PERSONAL CARE AND AFFECTION WHILE DEALING WITH INDIVIDUAL STUDENTS AND HELPING STUDENTS.**

POINTS	EXCELLENT	VERY GOOD	GOOD	AVERAGE	POOR
PERCENTAGE	81	15	4	0	0



20. OVERALL OPINION ON THE LECTURER

POINTS	EXCELLENT	VERY GOOD	GOOD	AVERAGE	POOR
PERCENTAGE	78	20	2	0	0

